



SAW Components

SAW Rx Filter

GPS

Series/Type:	B7839
Ordering code:	B39162-B7839-K410
Date:	Nov 16, 2005
Version:	2.1



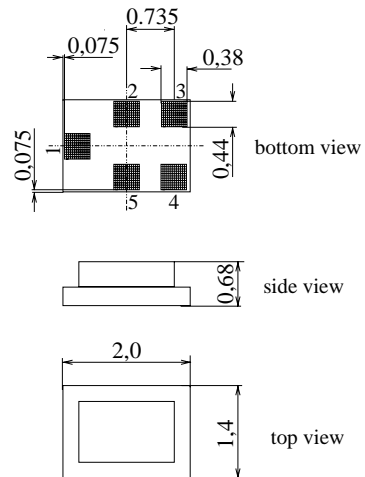
Application

- Low-loss RF filter for GPS
- Unbalanced to unbalanced operation
- Very low insertion attenuation



Features

- Package size 2.0 x 1.4 x 0.68 mm³
- Package code QCS5E
- RoHS compliant
- Approx. weight 0.007 g
- Package for Surface Mount Technology (SMT)
- Ni, gold-plated terminals



Pin configuration

- 4 Input, unbalanced
- 1 Output unbalanced
- 2,3,5 To be grounded





SAW Components

B7839

Low-Loss Filter for Mobile Communication

1575.42 MHz

Data Sheet



Characteristics

Operating temperature range: $T = -30\text{ °C} \dots +85\text{ °C}$
 Terminating source impedance: $Z_S = 50\ \Omega$
 Terminating load impedance: $Z_L = 50\ \Omega$

		B7839			
		min.	typ. @ 25 °C	max.	
Nominal frequency	f_N	—	1575.42	—	MHz
Maximum insertion attenuation	α_{max}				
1574.42 ... 1576.42MHz		—	0.75	1.1	dB
1574.42 ... 1576.42MHz		—	0.75	1.0	dB ¹⁾
Amplitude ripple in passband (p-p)	$\Delta\alpha$				
1574.42 ... 1576.42MHz		—	0.05	0.3	dB
Attenuation	α				
0.1 ... 960.0 MHz		38	41	—	dB
960.0 ... 1460.0 MHz		35	40	—	dB
1460.0 ... 1513.0 MHz		22	29	—	dB
1645.4 ... 1710.0 MHz		23	28	—	dB
1710.0 ... 1990.0 MHz		35	40	—	dB
1990.0 ... 4000.0 MHz		30	35	—	dB
4000.0 ... 6000.0 MHz		20	28	—	dB
VSWR					
1574.42 ... 1576.42MHz		—	1.1	1.8	

¹⁾ 0 °C ... +55 °C

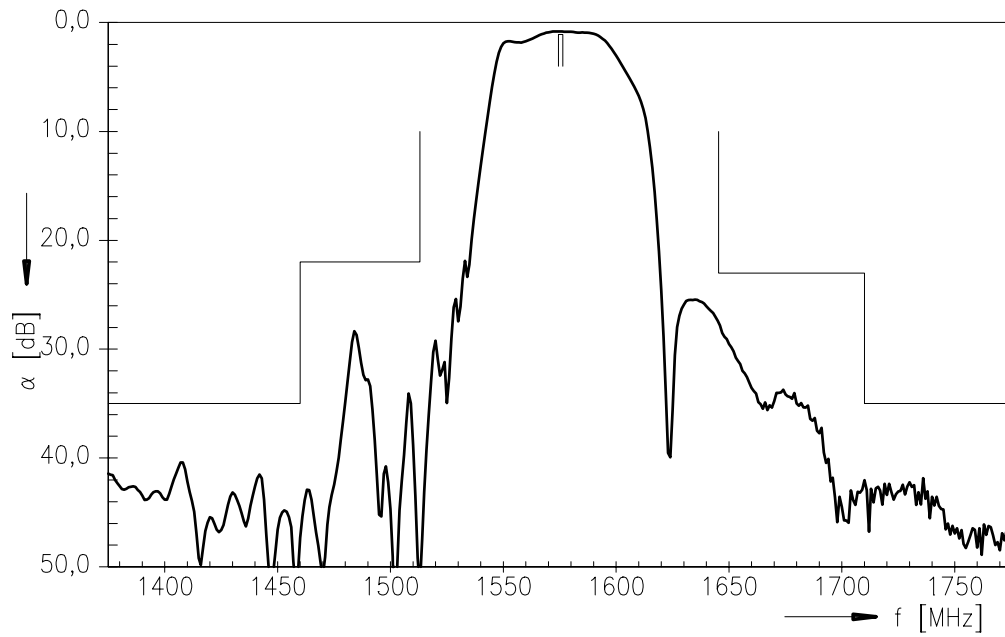
Maximum ratings

Operable temperature range	T	-40/+85	°C	
Storage temperature range	T _{stg}	-40/+85	°C	
DC voltage	V _{DC}	3	V	
ESD voltage	V _{ESD}	50 ¹⁾	V	machine model, 10 pulses
Input Power at				
1574.42 ... 1576.42 MHz	P _{IN}	3	dBm	source and load impedance 50 Ω
50.0...1460 and 1710 ... 4000 MHz	P _{IN}	25	dBm	continuous wave signal

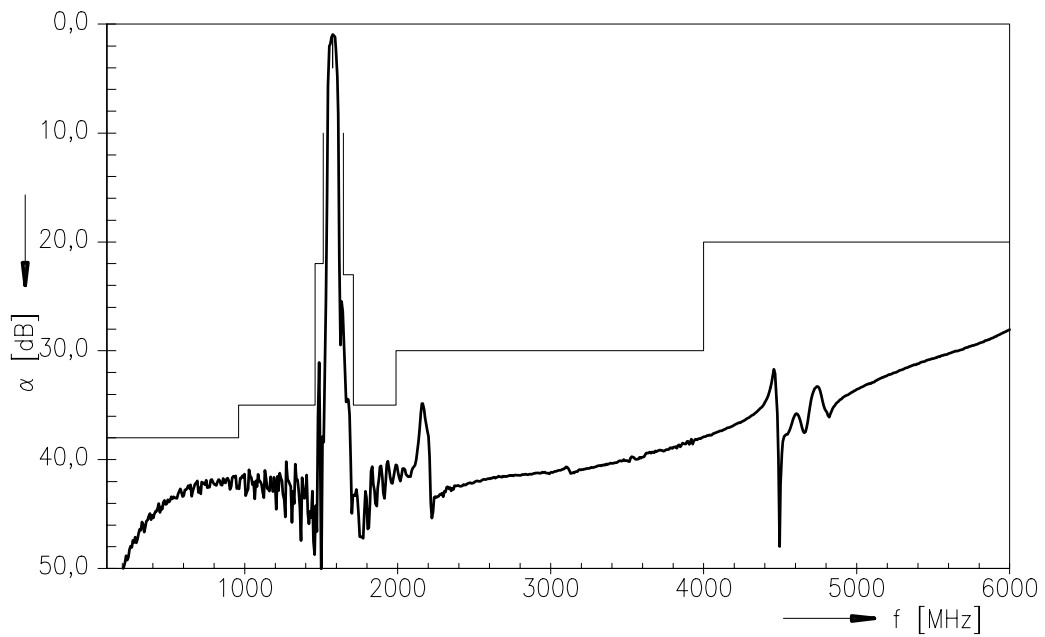
¹⁾ acc. to JESD22-A115A (machine model), 10 negative & 10 positive pulses.



Transfer function

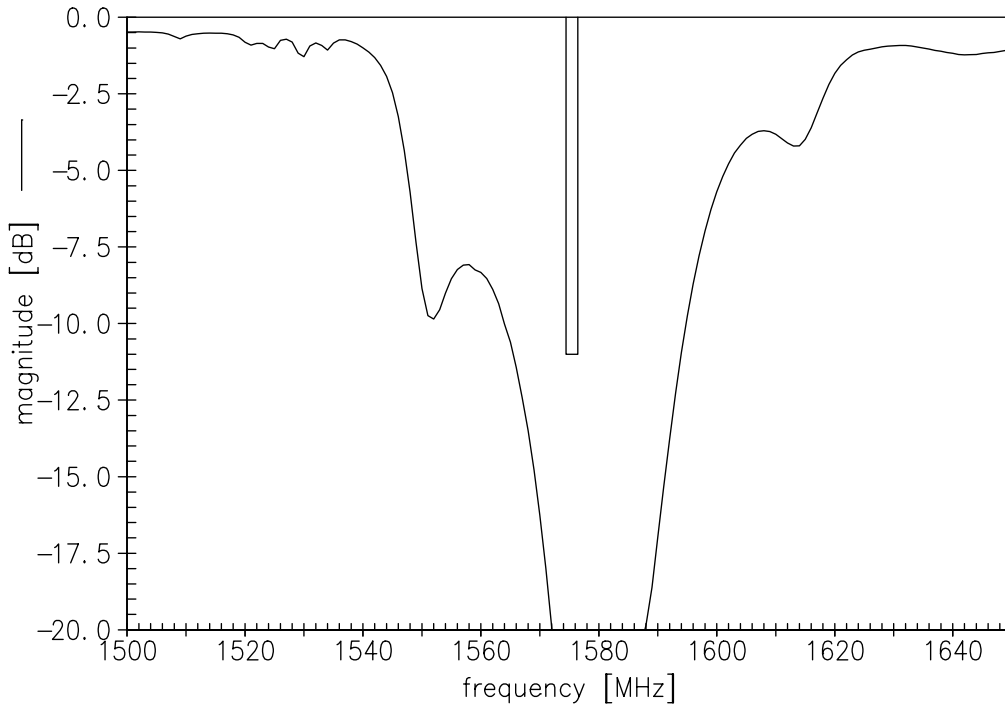


Transfer function (wideband)

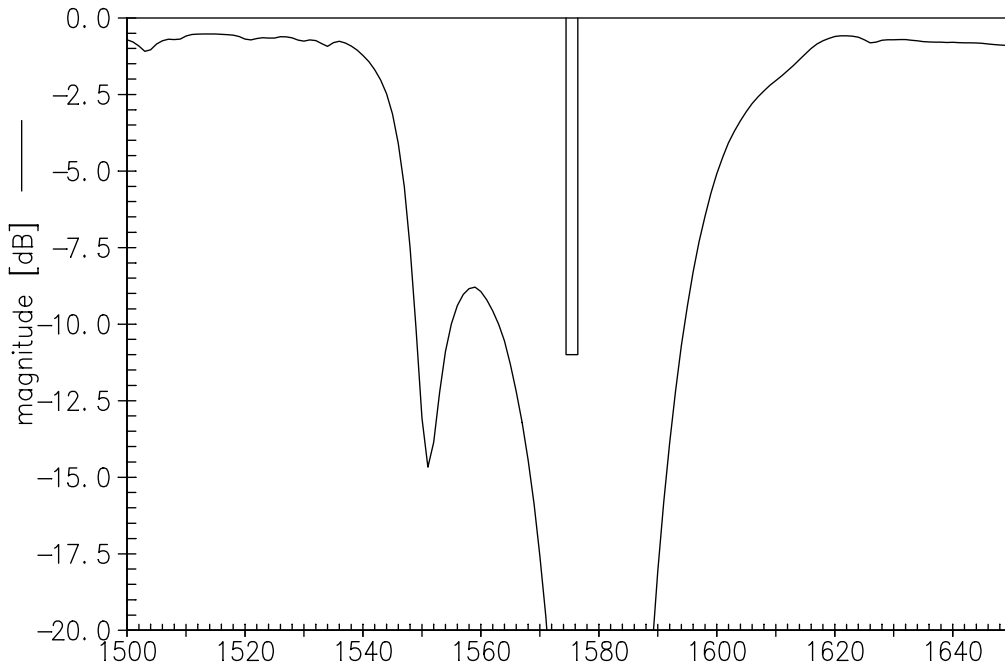




S₁₁ function



S₂₂ function





SAW Components

B7839

Low-Loss Filter for Mobile Communication

1575.42 MHz

Data Sheet



Type	B7839	
Ordering code	B39162-B7839-K410	
Marking and Package	C61157-A7-A131	
Packaging	F61074-V8151-Z000	
Date Codes	L_1126	
S-Parameters	B7839_NB.s3p B7839_WB.s3p	
Soldering profile	S_6001	

For further information please contact your local EPCOS sales office or visit our webpage at www.epcos.com.

Published by EPCOS AG
Surface Acoustic Wave Components Division
P.O. Box 80 17 09, 81617 Munich, GERMANY

© EPCOS AG 2005. Reproduction, publication and dissemination of this brochure and the information contained therein without EPCOS' prior express consent is prohibited.

Purchase orders are subject to the General Conditions for the Supply of Products and Services of the Electrical and Electronics Industry recommended by the ZVEI (German Electrical and Electronic Manufacturers' Association), unless otherwise agreed.

This brochure replaces the previous edition.

For questions on technology, prices and delivery please contact the Sales Offices of EPCOS AG or the international Representatives.

Due to technical requirements components may contain dangerous substances. For information on the type in question please also contact one of our Sales Offices.

Please read *cautions and warnings and important notes* at the end of this document.



Important notes

The following applies to all products named in this publication:

1. Some parts of this publication contain **statements about the suitability of our products for certain areas of application**. These statements are based on our knowledge of typical requirements that are often placed on our products in the areas of application concerned. We nevertheless expressly point out **that such statements cannot be regarded as binding statements about the suitability of our products for a particular customer application**. As a rule, EPCOS is either unfamiliar with individual customer applications or less familiar with them than the customers themselves. For these reasons, it is always ultimately incumbent on the customer to check and decide whether an EPCOS product with the properties described in the product specification is suitable for use in a particular customer application.
2. We also point out that **in individual cases, a malfunction of passive electronic components or failure before the end of their usual service life cannot be completely ruled out in the current state of the art, even if they are operated as specified**. In customer applications requiring a very high level of operational safety and especially in customer applications in which the malfunction or failure of a passive electronic component could endanger human life or health (e.g. in accident prevention or life-saving systems), it must therefore be ensured by means of suitable design of the customer application or other action taken by the customer (e.g. installation of protective circuitry or redundancy) that no injury or damage is sustained by third parties in the event of malfunction or failure of a passive electronic component.
3. The warnings, cautions and product-specific notes must be observed.
4. In order to satisfy certain technical requirements, **some of the products described in this publication may contain substances subject to restrictions in certain jurisdictions (e.g. because they are classed as "hazardous")**. Useful information on this will be found in our Material Data Sheets on the Internet (www.epcos.com/material). Should you have any more detailed questions, please contact our sales offices.
5. We constantly strive to improve our products. Consequently, **the products described in this publication may change from time to time**. The same is true of the corresponding product specifications. Please check therefore to what extent product descriptions and specifications contained in this publication are still applicable before or when you place an order. We also **reserve the right to discontinue production and delivery of products**. Consequently, we cannot guarantee that all products named in this publication will always be available.
6. Unless otherwise agreed in individual contracts, **all orders are subject to the current version of the "General Terms of Delivery for Products and Services in the Electrical Industry" published by the German Electrical and Electronics Industry Association (ZVEI)**.
7. The trade names EPCOS, CeraDiode, CSSP, PhaseCap, PhaseMod, SIFI, SIKOREL, SilverCap, SIMID, SIOV, SIP5D, SIP5K, TOPcap, UltraCap, WindCap are **trademarks registered or pending** in Europe and in other countries. Further information will be found on the Internet at www.epcos.com/trademarks.