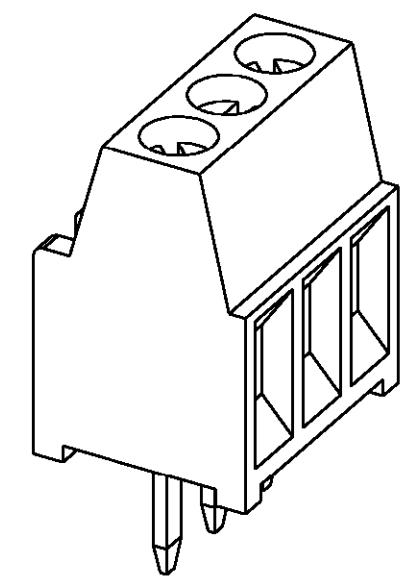
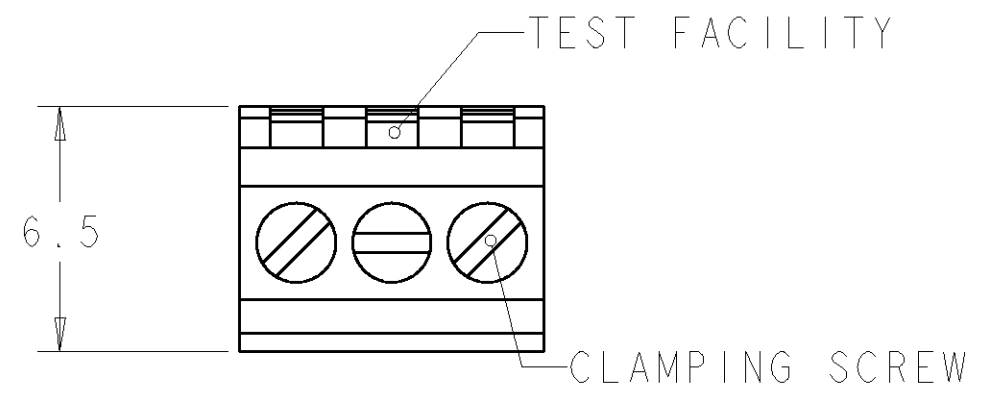


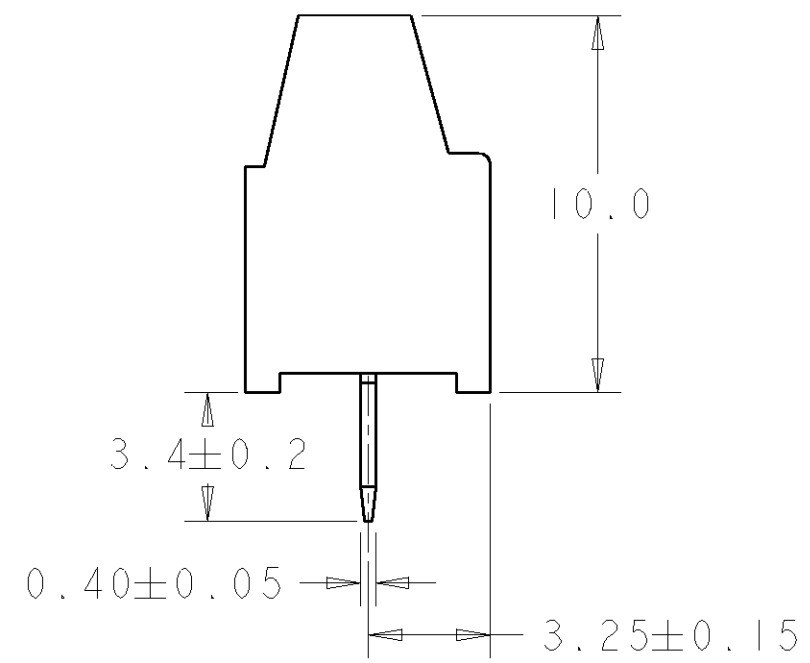
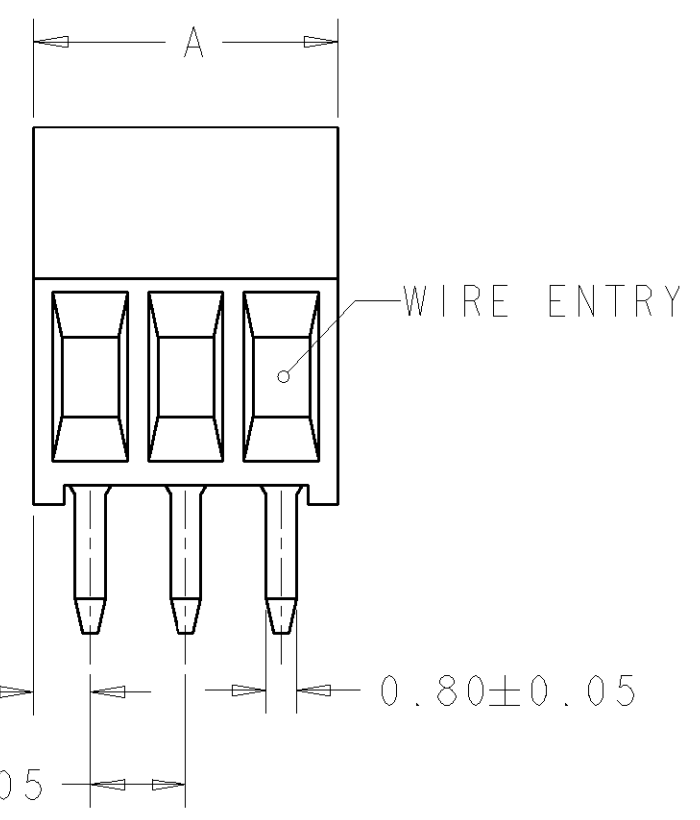
THIS DRAWING IS UNPUBLISHED. RELEASED FOR PUBLICATION 20
 © COPYRIGHT 20 BY TYCO ELECTRONICS CORPORATION. ALL RIGHTS RESERVED.

LOC	DIST	REVISIONS			
P	LTR	DESCRIPTION	DATE	DWN	APVD
FT	0				
	C	REVISED PER 0G3B-0119-01	15AUG2001	EZ	DB



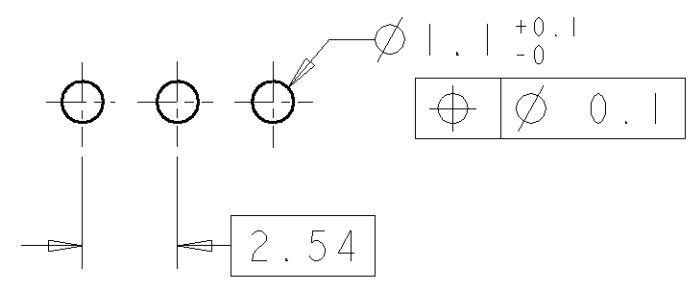
282834-3 AS SHOWN

- 1 MATERIALS AND FINISH
 HOUSING: PA 6-6, UL 94-V0, COLOR GREEN.
 CLAMP: BRASS, NICKEL PLATED.
 TERMINAL: BRASS, TIN PLATED.
 CLAMPING SCREW: M1.6, BRASS, NICKEL PLATED.
- 2 SUITABLE FOR 1,6-2,4mm PC BOARD THICKNESS.
- 3 CONNECTION POWER
 SOLID WIRE: 0,03-1mm (17AWG).
 STRANDED WIRE: 0,03-0,75mm (18AWG)₂
- 4 RECOGNIZED UNDER THE COMPONENT PROGRAM OF
 UNDERWRITERS LABORATORIES INC. FILE N° E60677.
- 5 POSSIBILITY TO PUT TWO OR THREE TERMINAL BLOCKS
 SIDE BY SIDE BY INCREASING THE DIAMETER OF THE
 PCB HOLES TO MINIMUM 1,3mm.
- 6 NOT CUMULATIVE TOLERANCE.



DIM. A	N° OF POS.	PART NUMBER
30.94	12	1-282834-2
28.40	11	1-282834-1
25.86	10	1-282834-0
23.32	9	282834-9
20.78	8	282834-8
18.24	7	282834-7
15.70	6	282834-6
13.16	5	282834-5
10.62	4	282834-4
8.08	3	282834-3
5.54	2	282834-2

RECOMMENDED PC BOARD LAYOUT



<small>THIS DRAWING IS A CONTROLLED DOCUMENT FOR TYCO ELECTRONICS CORPORATION IT IS SUBJECT TO CHANGE AND THE CONTROLLING ENGINEERING ORGANIZATION SHOULD BE CONTACTED FOR THE LATEST REVISION.</small>		DWN 15AUG2001 E. ZANOLINI CHK 15AUG2001 D. BIEVENOUR APVD 15AUG2001 D. BIEVENOUR		BUCHANAN Tyco Electronics Harrisburg, PA 17105-3608	
DIMENSIONS: mm		TOLERANCES UNLESS OTHERWISE SPECIFIED: 0 PLC ±- 1 PLC ±.3 2 PLC ±.25 3 PLC ±- 4 PLC ±- ANGLES ±2		NAME TERMINAL BLOCK PCB MOUNT SIDE WIRE ENTRY STACKING 2.54mm PITCH	
MATERIAL 		FINISH 		PRODUCT SPEC 108-20166 APPLICATION SPEC 114-20079 WEIGHT -	
CUSTOMER DRAWING				SIZE A3 CAGE CODE 00779 DRAWING NO C-282834 RESTRICTED TO -	
				SCALE 5:1 SHEET 1 OF 1 REV C	