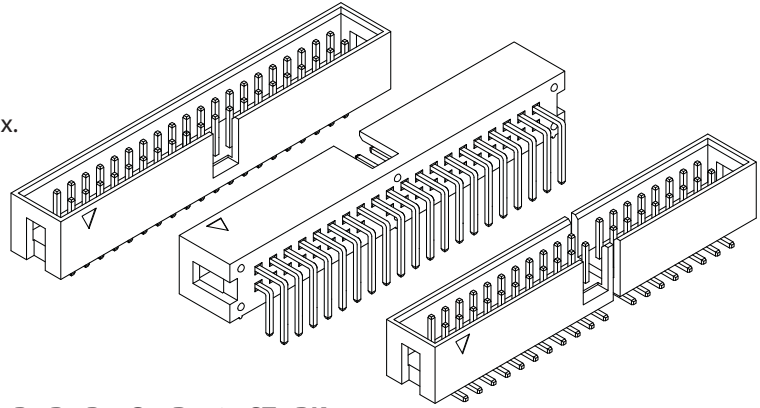




.100" [2.54] Male Shrouded Box Headers, Straight, Right Angle, SMT

SPECIFICATIONS

- **Centered Polarizing Notch**
- Operating Temperature: - 40° C to + 85° C
- Processing Temperature: 230° C for 60 seconds Max.
(260° C, 10 seconds)
- UL Flammability Rating: 94V-0
- Voltage Rating: 20m OHMs Max.
- Current Rating: 3 AMP per contact
- Voltage Drop: AC 500 V.
- Insulation Resistance: 1000 Mega OHMS
- **Mates with SFH11 series (See opposite page)**



PART NUMBER OPTIONS

SBH11 - P B P C - D 10 - ST - BK

SERIES ————— SBH11 = Male Box Header with Centered Polarizing Notch, .100" [2.54mm] Contact Centers

HOUSING MATERIAL ————— P = PBT
N = Nylon 6T

CONTACT MATERIAL ————— B = Brass

CONTACT FINISH - RoHS Compliant ————— P = Gold Flash Overall

CONTACT CENTERS ————— C = .100" [2.54mm]

COLOR
BK = Black
Other Color Options Available (Consult Factory)

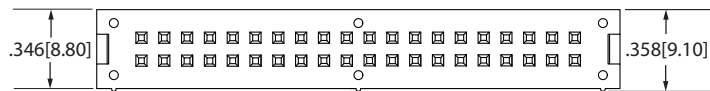
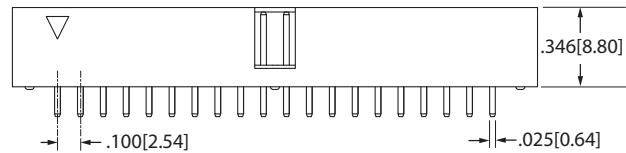
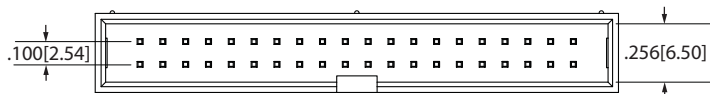
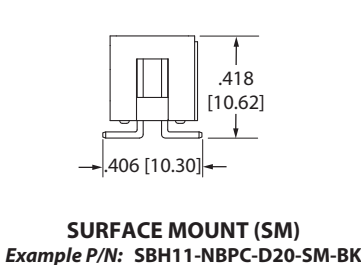
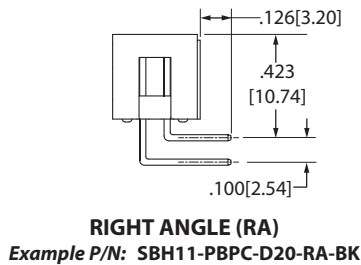
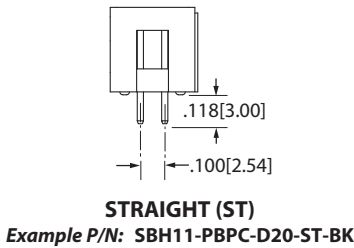
TERMINATION TYPE
ST = Straight
RA = Right Angle
SM = Surface Mount, 'N' Material Only

NUMBER OF CONTACT POSITIONS (Pins per Row)
03 thru 08, 10, 12, 13, 15, 17, 20, 22, 25, 30, 32

NUMBER OF ROWS
D = Dual Row

Sullins Headers

DIMENSIONS For complete drawings, go to www.sullinscorp.com or e-mail techsupport@sullinscorp.com

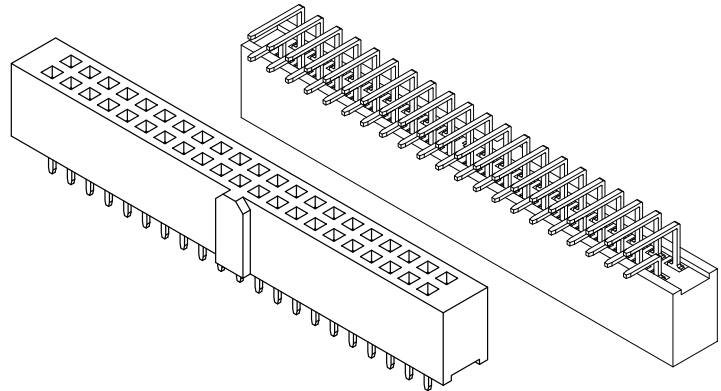




.100" [2.54] Female Headers, Straight and Right Angle

SPECIFICATIONS

- **Centered Polarizing Key Optional**
- Operating Temperature: - 40° C to + 105° C
- Processing Temperature: 230° C for 60 seconds Max.
(260° C, 10 seconds)
- UL Flammability Rating: 94V-0
- Voltage Rating: 20m OHMs Max.
- Current Rating: 3 AMP per contact
- Dielectric Withstanding: 500 VAC
- Insulation Resistance: 1000 Mega OHMS
- **Mates with SBH11 series (See opposite page)**



PART NUMBER OPTIONS

SFH11 - P P P C - D 10 - ST - BK - M181

SERIES

SFH11 = Female Box Header with Centered Polarizing Key, .100" [2.54mm] Contact Centers

HOUSING MATERIAL

P = PBT

CONTACT MATERIAL

P = Phosphor Bronze
B = Brass

CONTACT FINISH - RoHS Compliant

P = Gold Flash Overall
E = .000100" Pure Tin, Matte, Overall

CONTACT CENTERS

C = .100" [2.54mm]

MODIFICATION (Omit for Standard)

M181 = Without Centered Polarizing Key

COLOR

BK = Black
GY = Grey

TERMINATION TYPE (Opposite Page)

ST = Straight
RA = Right Angle

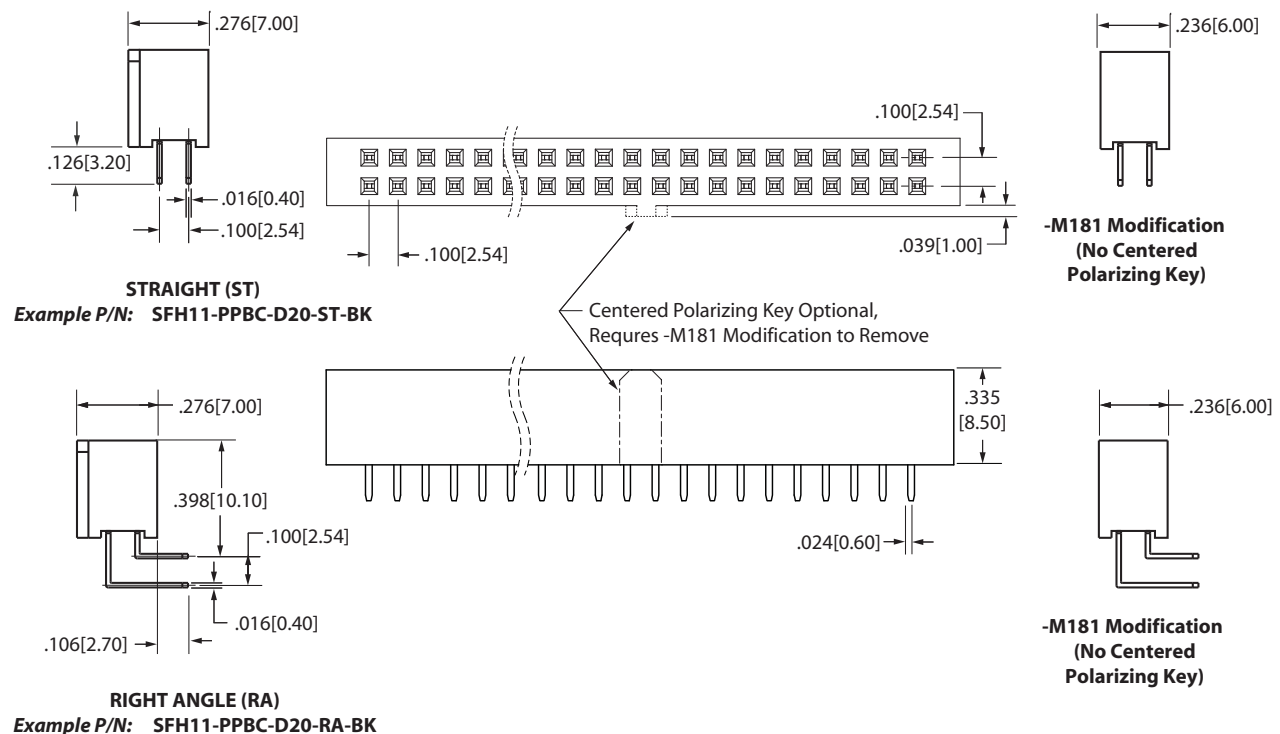
NUMBER OF CONTACT POSITIONS

03 thru 08, 10, 12, 13, 15, 17, 20, 25, 30, 32

NUMBER OF ROWS

D = Dual Row

DIMENSIONS For complete drawings, go to www.sullinscorp.com or e-mail techsupport@sullinscorp.com



Sullins Headers